


Growing Up

INSTRUCTIONS: Mark each picture with a letter and number to indicate the group and order in which it belongs.
Hint: The stages of the plant are group A, the person group B, the duck group C, and the butterfly group D.



Younger Kids Activity Pages
Unit 25 • Session 1
Kingdom Parables

BIBLE STORY SUMMARY:

- Jesus used stories to help people understand what the kingdom of God is like.
- God's kingdom is like a mustard seed, which starts small but grows.
- God's kingdom is like a buried treasure, more valuable than anything else.
- God's growing kingdom is more valuable than anything.

KEY PASSAGE: Colossians 1:13-14

BIG PICTURE QUESTION:

- How does God care for His creation? God loves and rules over His creation according to His perfect plan.

FAMILY DISCUSSION STARTERS:

- What might we have to give up to gain God's kingdom?
- How can we help God's kingdom grow?
- Whom can we tell about God's kingdom?

FAMILY ACTIVITY:

- Work with your family to plant an indoor herb garden. Assign your kids daily tending tasks. Discuss how God's kingdom is like a seed.

DOWNLOAD the LIFEWAY KIDS APP

3

Shepherd's Roundup

INSTRUCTIONS: Find and circle 10 sheep hidden in the picture below.



Younger Kids Activity Pages
Unit 25 • Session 2
Three Parables

BIBLE STORY SUMMARY:

- Jesus told stories to explain God's love for sinners.
- God is like a shepherd who leaves 99 sheep to find one lost sheep.
- God is like a father who welcomes his runaway son home.
- Jesus came to seek and save the lost.

KEY PASSAGE: Colossians 1:13-14

BIG PICTURE QUESTION:

- How does God care for His creation? God loves and rules over His creation according to His perfect plan.

FAMILY DISCUSSION STARTERS:

- What does it mean to be lost?
- How do you feel about Jesus, knowing that He loves sinners?
- How should we treat those we think may be lost?

FAMILY ACTIVITY:

- Play a game of hide-and-seek with your kids. Discuss the ways our sin leads us away from God. Remind kids that Jesus is like the seeker.
- Help your kids make a list of people they know who may be lost. Set aside time each night to pray for the people on each list.

DOWNLOAD the LIFEWAY KIDS APP

5

Hard But Good

INSTRUCTIONS: Change one letter at a time to transform the word *hard* into the word *good*. Use the picture clues to help.



Younger Kids Activity Pages
Unit 25 • Session 3
Jesus' Hard Teachings

BIBLE STORY SUMMARY:

- Jesus said He is the bread of life and the true bread from heaven.
- Jesus said people must eat His flesh and drink His blood.
- Many people misunderstood Jesus' teaching.
- Though some disciples stopped following Jesus, Peter knew that He is the Messiah.

KEY PASSAGE: Colossians 1:13-14

BIG PICTURE QUESTION:

- How does God care for His creation? God loves and rules over His creation according to His perfect plan.

FAMILY DISCUSSION STARTERS:

- What does it mean for Jesus to be the "bread of life"?
- What are some things that are hard to understand about the Bible?
- How can we grow in our understanding of God's Word?

FAMILY ACTIVITY:


- Work with your kids to bake a loaf of bread. Talk to your kids about the ways Jesus sustains us and satisfies the spiritual hunger of our souls for God's truth.

DOWNLOAD the LIFEWAY KIDS APP

7

Unwrap Laz

INSTRUCTIONS: Find the pathway through Lazarus' winding wrapping from start to finish.



Younger Kids Activity Pages
Unit 25 • Session 4
Jesus Raised Lazarus

BIBLE STORY SUMMARY:

- Mary and Martha sent word to Jesus that their brother was sick.
- Jesus traveled to Bethany, but He arrived after Lazarus had been dead four days.
- Jesus commanded Lazarus to come out of the grave, and Lazarus did!
- Jesus has power over death.

KEY PASSAGE: Colossians 1:13-14

BIG PICTURE QUESTION:

- How does God care for His creation? God loves and rules over His creation according to His perfect plan.

FAMILY DISCUSSION STARTERS:

- What does it mean for Jesus to be "the resurrection and the life"?
- How can Christians feel joy even in the middle of sad times?
- What is eternal life, and when does it begin?

FAMILY ACTIVITY:

- Work with your family to prepare and deliver a care package to someone in your church who has experienced a recent loss. Pray that the Lord will provide comfort and peace. Discuss the hope Jesus gives.

DOWNLOAD the LIFEWAY KIDS APP

9

Silly Pictures

INSTRUCTIONS: Find and circle at least seven things that don't belong in the Bible story picture.



Younger Kids Activity Pages
Unit 26 • Session 1
Jesus' Triumphal Entry

BIBLE STORY SUMMARY:

- Jesus traveled to Jerusalem.
- He sent Peter and John to find a donkey for Him to ride into the city as prophecy said.
- People welcomed Jesus to Jerusalem as their King.
- The religious leaders were angry that people praised Him.

KEY PASSAGE: Philippians 2:8

BIG PICTURE QUESTION:

- What did Jesus do to save us? Jesus lived a sinless life, died on the cross, and rose from the dead.

FAMILY DISCUSSION STARTERS:

- How is Jesus our perfect King?
- What does it mean to worship Jesus as King?
- What are ways we can show Jesus is our King?

FAMILY ACTIVITY:

- Play a game like "King of the Hill" with your kids. Talk to them about Jesus' kingdom and how we can become part of it.
- Organize a mock parade on your street. Invite neighbors to participate. Discuss the ways Jesus' triumphal entry was like a parade.

DOWNLOAD the LIFEWAY KIDS APP

11

Tricky Questions

INSTRUCTIONS: Use the picture clues to help you determine the answer to each riddle.

I get wet as I dry. What am I?

I have two hands, but no arms, a face but no eyes, nose, or mouth. What am I?

What has ears but cannot hear?

I ask no questions, but seek an answer. What am I?

Younger Kids Activity Pages
Unit 26 • Session 2
Jesus Was Questioned

BIBLE STORY SUMMARY:

- The religious leaders hated Jesus and wanted to catch Him saying something wrong.
- They asked Jesus questions in hopes they could trick Him.
- Jesus spoke with wisdom and authority.
- The religious leaders' plan failed, and they were afraid to ask any more questions.

KEY PASSAGE: Philippians 2:8

BIG PICTURE QUESTION:

- What did Jesus do to save us? Jesus lived a sinless life, died on the cross, and rose from the dead.

FAMILY DISCUSSION STARTERS:

- Why couldn't the religious leaders trick Jesus?
- How can we grow in wisdom?
- If you could ask Jesus any question, what would it be?

FAMILY ACTIVITY:

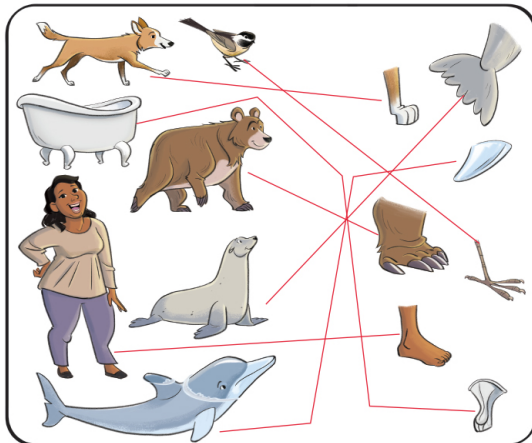
- Organize a game night with your family. Consider inviting another family to join you. Play a trivia board game. Discuss Jesus' wise answers to the questions His enemies asked Him.

DOWNLOAD the LIFEWAY KIDS APP

13

Foot Match

INSTRUCTIONS: Match each creature to its foot.



Younger Kids Activity Pages
Unit 26 • Session 3
The Last Supper

BIBLE STORY SUMMARY:

- Jesus ate a special Passover meal with His disciples.
- Jesus washed their feet and told them about His nearing death and resurrection.
- Jesus commanded His disciples to remember His sacrifice.
- Believers obey Jesus by taking the Lord's Supper.

KEY PASSAGE: Philippians 2:8

BIG PICTURE QUESTION:

- What did Jesus do to save us? Jesus lived a sinless life, died on the cross, and rose from the dead.

FAMILY DISCUSSION STARTERS:

- Who should take the Lord's Supper?
- What does the bread represent in the Lord's Supper?
- What does the cup represent?

FAMILY ACTIVITY:

- Plan a special meal. Assign different tasks to your kids to help prepare. Kids may help you cook the food, set the table, and so forth. Consider sitting around a low table on cushions. Discuss the meaning behind the Lord's Supper.

DOWNLOAD the LIFEWAY KIDS APP

15

Spot the Differences

INSTRUCTIONS: Find and circle the seven differences between the two versions of the picture.



Younger Kids Activity Pages
Unit 26 • Session 4
Jesus Was Arrested

BIBLE STORY SUMMARY:

- Jesus and His disciples went to a garden to pray.
- Jesus asked God for a way to avoid dying, but said He wanted to do God's plan.
- Judas betrayed Jesus with a kiss to show Jesus' enemies who to arrest.
- Jesus allowed His enemies to arrest Him.

KEY PASSAGE: Philippians 2:8

BIG PICTURE QUESTION:

- What did Jesus do to save us? Jesus lived a sinless life, died on the cross, and rose from the dead.

FAMILY DISCUSSION STARTERS:

- Why do you think Jesus was afraid to die on the cross?
- Are you ever afraid to obey God?
- How can we obey God when things are very difficult or scary?

FAMILY ACTIVITY:


- Find a prison ministry near you. Contact the ministry to see if your family can put together encouraging cards and simple gifts for the prisoners. Talk to your kids about how Jesus was arrested despite never sinning.

DOWNLOAD the LIFEWAY KIDS APP

17

Connect the Cross

INSTRUCTIONS: Draw lines to connect the dots in numerical order and reveal a picture.



Younger Kids Activity Pages
Unit 26 · Session 5
Jesus' Crucifixion

BIBLE STORY SUMMARY:

- Jesus was put on trial before the Roman governor, Pilate.
- The people wanted Pilate to crucify Jesus, even though Pilate believed Jesus was innocent.
- Jesus died on the cross to pay for our sins.
- Jesus was buried in a rich man's tomb.

KEY PASSAGE: Philippians 2:8

BIG PICTURE QUESTION:

- What did Jesus do to save us? Jesus lived a sinless life, died on the cross, and rose from the dead.

FAMILY DISCUSSION STARTERS:

- Why was it important that Jesus had no sin?
- Why did Jesus have to die?
- How does knowing Jesus' sacrifice make you feel toward Him?

FAMILY ACTIVITY:

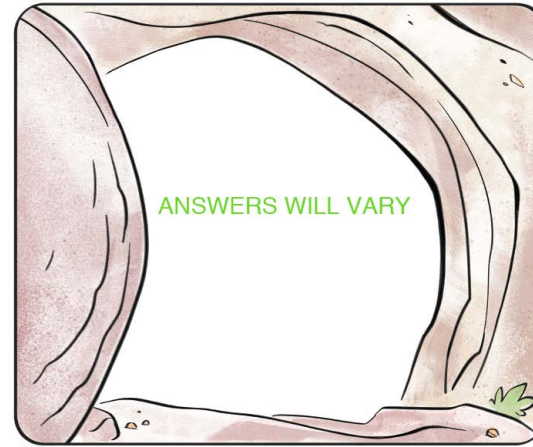
- Use pillows, cushions, and blankets to make a cave. Talk to your kids about the cave-like tombs that were used in Jesus' day. Discuss how Jesus' disciples likely felt when Jesus, whom they had worshipped as King, died like a criminal.

DOWNLOAD the LIFEWAY KIDS APP

19

Best Day Ever

INSTRUCTIONS: Draw a picture of the best day you have ever had. Compare your picture with a friend's.



Younger Kids Activity Pages
Unit 27 · Session 1
Jesus' Resurrection

BIBLE STORY SUMMARY:

- On the third day after Jesus' death, Mary and others went to care for Jesus' body.
- When they arrived, the body was gone!
- An angel told them that Jesus had risen from the dead.
- God raised Jesus from the dead to defeat sin and death.

KEY PASSAGE: John 11:25

BIG PICTURE QUESTION:

- Where is Jesus now? Jesus ascended to heaven where He is seated at the right hand of the Father.

FAMILY DISCUSSION STARTERS:

- Why is Jesus' resurrection so important?
- Who else will be raised from the dead?
- Who can we tell about Jesus' resurrection?

FAMILY ACTIVITY:

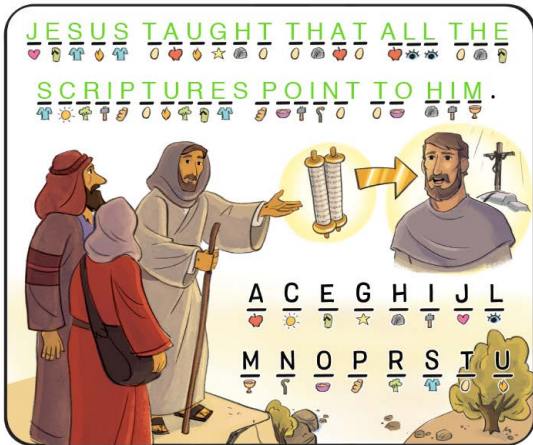
- Observe a few of your family's favorite Easter traditions regardless of the time of year. Talk to your kids about the importance of Jesus' resurrection and the hope we have because of Him.

DOWNLOAD the LIFEWAY KIDS APP

21

Secret Code

INSTRUCTIONS: Use the code below to figure out what Jesus taught the disciples who were traveling to Emmaus.



Younger Kids Activity Pages
Unit 27 · Session 2
The Emmaus Disciples

BIBLE STORY SUMMARY:

- Jesus met with two disciples who were traveling to Emmaus.
- The disciples did not recognize Jesus. They talked about His death and the reports He had risen.
- Jesus taught that all the Scriptures point to Him.
- In Emmaus, the disciples realized they'd been speaking with Jesus and rushed to tell Jesus' friends.

KEY PASSAGE: John 11:25

BIG PICTURE QUESTION:

- Where is Jesus now? Jesus ascended to heaven where He is seated at the right hand of the Father.

FAMILY DISCUSSION STARTERS:

- What stories from the Old Testament do you remember?
- How do they point to Jesus?
- Why is it good to understand all scripture is about Jesus?

FAMILY ACTIVITY:


- Play a word association game with your kids. Ask them to say the first word they think of as you say different words. Discuss how all of the Bible is about Jesus. He is associated with each story.

DOWNLOAD the LIFEWAY KIDS APP

23

Find the Pictures

INSTRUCTIONS: Find hidden in the picture below each of the images from the key.



Younger Kids Activity Pages
Unit 27 · Session 3
Jesus Appeared to the Disciples

BIBLE STORY SUMMARY:

- Jesus' disciples were afraid that the religious leaders would try to kill them as they had killed Jesus.
- Jesus' disciples were inside a locked room, hiding.
- Jesus appeared in the room, spoke to them, and ate food with them.
- Jesus proved He is alive.

KEY PASSAGE: John 11:25

BIG PICTURE QUESTION:

- Where is Jesus now? Jesus ascended to heaven where He is seated at the right hand of the Father.

FAMILY DISCUSSION STARTERS:

- How can we know that Jesus really is alive?
- Do you ever struggle to believe Jesus is alive?
- How can we strengthen our faith?

FAMILY ACTIVITY:

- Plan a special surprise for your kids, such as a trip to an amusement park or favorite restaurant. When you reveal the surprise, talk about the best surprise ever: when Jesus proved He was alive! Discuss how you all might have reacted.

DOWNLOAD the LIFEWAY KIDS APP

25

How Long?

INSTRUCTIONS: Use the clocks provided to determine how long you'd have to wait in each scenario.

Younger Kids Activity Pages
Unit 27 • Session 4
Jesus Returned to Heaven

- BIBLE STORY SUMMARY:**
- Jesus told His disciples to gather on a mountain near Jerusalem.
 - Jesus gave His disciples the Great Commission.
 - Jesus went back to heaven to be with God the Father.
 - Jesus will return someday to fix all that sin has broken.

KEY PASSAGE: John 11:25

- BIG PICTURE QUESTION:**
- Where is Jesus now? Jesus ascended to heaven where He is seated at the right hand of the Father.

FAMILY DISCUSSION STARTERS:

- What does it mean to "make disciples"?
- How can we live on mission?
- Who does God want us to share the gospel with?

FAMILY ACTIVITY:

- Take your kids to a trampoline park. Hold a contest with your family to see who can jump the highest. Discuss how Jesus went up into heaven but will come back someday to restore the world. How should we live until then?

DOWNLOAD THE LIFEWAY KIDS APP